

GNX Series

SLIDING VANE PUMPS | PRODUCT BROCHURE



Where Innovation Flows




The Blackmer® GNX Series sliding vane pumps are the market's only alignment-free, reduced-speed positive displacement pumps, suited for both portable and stationary applications. By eliminating couplings and by providing a true ZERO-alignment design, Blackmer, with the GNX Series, has combined all the benefits of an "alignment-free" pump like delivering maximum reliability and uptime, with the numerous advantages of sliding vane technology such as self-priming, line-stripping, product recovery, dry-run capability, solids handling, thin/thick viscosity flexibility and 70% to 90% pump efficiencies.



ALIGNMENT-FREE
SOLUTIONS

Blackmer® GNX Series Alignment-Free Reduced-Speed Heavy Duty Sliding Vane Pumps



Part of the Iron Line of sliding vane pumps, GNX Series pumps include the proven features of Blackmer legacy GX Series pumps but take them to the next level with the incorporation of a commercial-grade, single-stage gearbox, motor, and baseplate. This innovative new gearbox fits between the motor and pump and is permanently held in alignment by machined dowelled interfaces. The set forms a single structural unit, completely linked between the high-speed and low-speed sides. The result is unmatched ease of installation and maintenance and improved peace of mind for plant operators. It eliminates the possibility of unexpected coupling failure and simplifies every planned maintenance activity.


The GNX Series pumps are available in 2-, 2.5-, 3-, and 4-in sizes and are designed to handle a wide range of non-corrosive industrial liquids and petroleum products. The GNX Series pumps are highly configurable by providing two different porting options (traditional 90-degree ported option on the GNX and the 180-degree porting option for the GNXH), by offering a wide range of motor options, and two different baseplate options (steel and a composite polymer concrete base). These options enable operators to find the best pumping solution for their application.

Components of the GNX Series Assembly

PUMP

Sliding Vane Action

- Unique sliding vane pump design self-adjusts for wear to maintain flow rates
- Sliding vane design provides sustained performance and trouble-free operation
- Excellent self-priming and dry-run capabilities
- High suction lift and line-stripping capabilities
- Viscosity flexibility: 0.2 cP to 4,250 cP using same pump
- Pressure flexibility: 0 psi – 125 psi (0 ft TDH to 290 ft TDH) without sensitivity to BEP operation
- Easy maintenance: vanes can be easily replaced without removing the pump from the piping system
- Low maintenance and low life-cycle costs



Between Bearing Design

Vane pumps use symmetrical bearing support, which supports shaft loading on both sides:

- Results in negligible shaft deflection
- Extends seal, bearing, and shaft reliability and increases pump life

Relief Valve Design

Vane pumps offer a full port, quick opening trim valve design.

- Cracking pressure equals full recirculation pressure
- Optimizes motor sizing
- Prevents derate of pump pressure (i.e., usable range is same as pump's capacity)

MOTOR

Full Range of NEMA C-face Motors in Inventory

- Rating: 1 HP – 50 HP (0.7 kW – 40 kW)
- Power Supply: 1-phase or 3-phase, 190/240/380/460/575 volt, 60 Hz or 50 Hz
- Inverter duty (VFD rated) for 2:1 to 10:1 constant torque turndown
- Ratings: TEFC or Hazardous Explosion Proof Division 1

Full Range of IEC B5 Motors Available


- Local sourcing recommended, however if purchasing from Blackmer:
 - 3-phase, 380 volt, 50 Hz
 - Ratings: ATEX Ex d or Ex nA



GEARBOX

Motor Flange

- C-face or D-flange interface between gearbox and motor holds position and eliminates need for shaft alignment



Gearbox Housing

- Heavy duty bearings and shaft and oversized lube oil reservoir yields >4.0 service factor on full rated torque
- Single-stage speed reduction is ideal for desired speed ranges (200-815 rpm output speeds)
- Numerous ratio options yield speed flexibility to peg desired flow rate


Pump Adapter

- Oversized adapter attaches the gearbox to the pump head
- Proprietary hollow bore gearbox accepts standard pump shaft without a coupling
- Position held by doweled connection between pump and gearbox, eliminating need for shaft alignment. Pump will not lose alignment during operation, during maintenance, or during unit install/relocation

BASEPLATE

Steel Baseplate

- Upgraded bent steel with full length welded motor pads
- Built-in anchor holes
- Flatness tolerance ensures level anchoring point



Composite Polymer Concrete Baseplate


Pre-grouted to reduce installation costs

Corrosion Resistant:

- Will not rust or corrode
- Eliminates need for paint or expensive protective coatings

Maximum Reliability:

- 0.002" per foot flatness eliminates need for secondary machining operations and provides a lifetime level mounting surface
- 24x better vibration damping provides reduced fatigue on rotating elements (motor, gearbox, and pump)



ALIGNMENT-FREE SOLUTIONS


Features & Benefits:

- Alignment-free, reduced-speed pumps
- Robust commercial-grade gearbox with expanded ratio options
- Eliminates traditional couplings
- Retained rotor between bearing design extends mechanical seal life
- Compact footprint utilizing close coupled, inline design
- Alignment-free design reduces downtime and simplifies maintenance:
 - Eliminates premature mechanical-seal failures, frequent downtime and increased costs
 - Increases uptime, reliability, productivity, and longer life for seals, shafts and bearings
 - Simplifies startup/installation and maintenance tasks due to the a drop-in replacement design
- Flexible 90° and 180° porting options, for use whenever horizontal discharge piping or vertical pump mounts are desired
- GNX Series pumps conform with ATEX directives, as outlined in Form 559. ATEX conformance is also available for GNX gearboxes and motors.
- Available corrosion-resistant composite polymer concrete baseplate with pre-grouted build, flatness of 0.002" per foot, and 24 times increased vibration damping of steel.



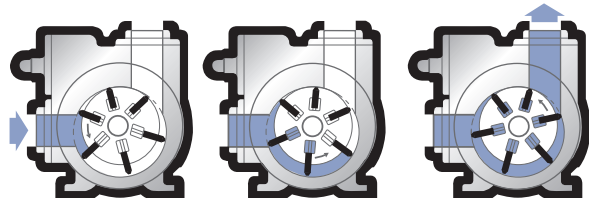
ADVANTAGES OF SLIDING VANE TECHNOLOGY:

- Unique sliding vane pump design self-adjusts for wear to maintain flow rates
- Excellent self-priming and dry-run capabilities
- Sliding vane design provides sustained performance and trouble-free operation
- Easy maintenance: vanes can be easily replaced without removing the pump from the piping system
- High suction lift and line-stripping capabilities
- Low maintenance and low life-cycle costs

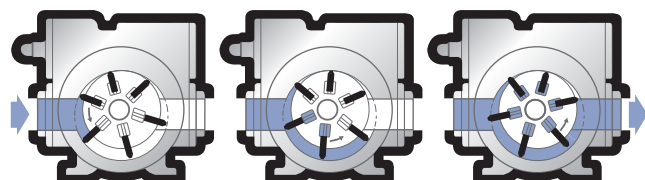


BASEPLATE DAMPING RATIO

GNX 90-DEGREE PORTED OPTION



GNXH 180-DEGREE PORTED OPTION





Applications

NON-CORROSIVE, INDUSTRIAL LIQUIDS:

- Fuel Oils
- Lube Oils
- Jet Fuels
- Gasoline
- Edible Oils

SOLVENTS & THINNERS:

- Esters
- Ketones
- Naphthas
- Ethers
- Amines
- Aromatics
- Alcohols
- Terpenes
- Glycols

SERVICES:

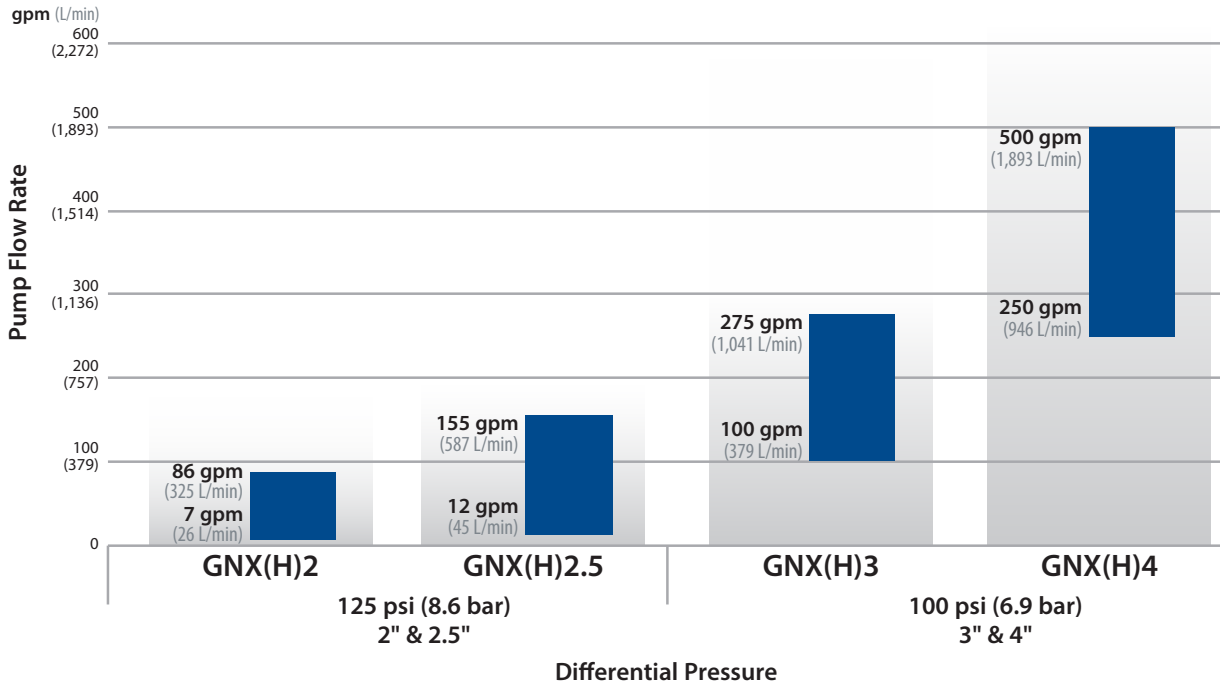
- Batch Blending
- Loading & Unloading
- Pressure Boosting Stations
- Priming Systems
- Aviation Fuel Skids
- Portable Transfer Skids

GNX Series PERFORMANCE & SPECIFICATIONS

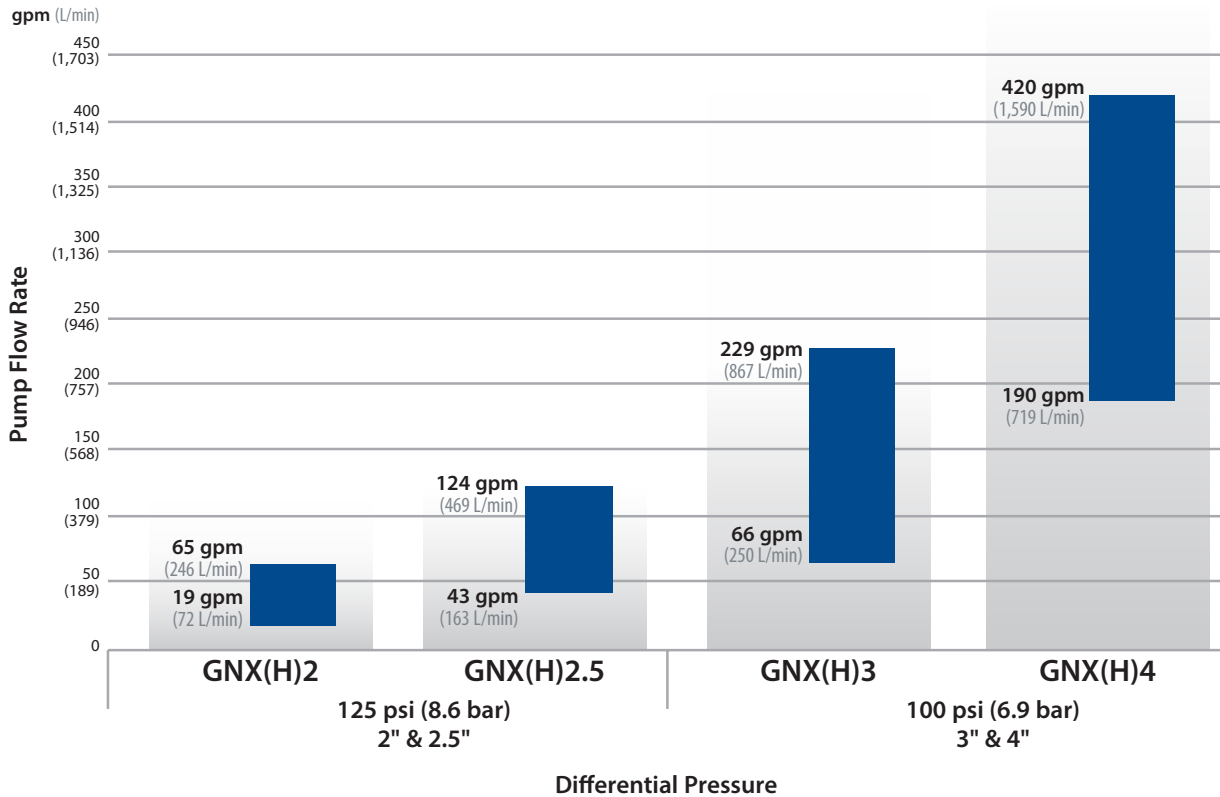
Maximum Operating Limits

Pump Model	Nominal Flow Rate Range	Viscosity	Maximum Operating Temperature	Min./Max. Speed	Maximum Working Pressure	Maximum Differential Pressure
GNX2, GNXH2	7 - 86 gpm (26 - 325 L/min)	0.2 - 4,250 cP	-25°F to 300°F (-32°C to 149°C)	200 - 814 rpm	175 psi (12.1 bar)	125 psi (8.6 bar)
GNX2.5, GNXH2.5	12 - 155 gpm (45 - 587 L/min)	0.2 - 4,250 cP	-25°F to 300°F (-32°C to 149°C)	200 - 814 rpm	175 psi (12.1 bar)	125 psi (8.6 bar)
GNX3, GNXH3	100 - 275 gpm (379 - 1,041 L/min)	0.2 - 4,250 cP	-25°F to 300°F (-32°C to 149°C)	200 - 700 rpm	175 psi (12.1 bar)	100 psi (6.9 bar)
GNX4, GNXH4	250 - 500 gpm (946 - 1,893 L/min)	0.2 - 4,250 cP	-25°F to 300°F (-32°C to 149°C)	200 - 563 rpm	175 psi (12.1 bar)	100 psi (6.9 bar)

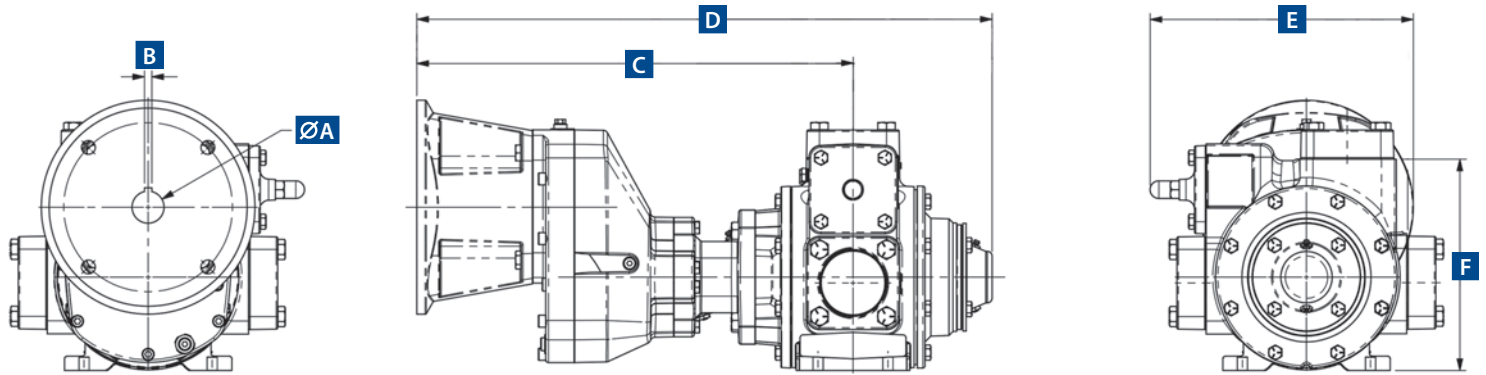
Nominal Flow Rate Range @ 60 Hz



Nominal Flow Rate Range @ 50 Hz



GNX Series DIMENSIONS¹



Pump Model	Length (D)	Width (E)	Height (F)	Max. Weight Pump System (Pump, gearbox, motor, & baseplate)
GNX2	22 ¹ / ₅ " (563.9 mm)	10 ⁷ / ₁₆ " (265.1 mm)	8 ⁴ / ₅ " (223.5 mm)	556 lb (252 kg)
GNX2.5	24" (609.6 mm)	11 ³ / ₈ " (288.9 mm)	9 ⁵ / ₈ " (244.5 mm)	768 lb (348 kg)
GNX3	28" (711.2 mm)	13 ⁵ / ₈ " (346.1 mm)	12 ³ / ₈ " (314.3 mm)	1,345 lb (610 kg)
GNX4	34 ³ / ₈ " (873.1 mm)	15 ⁵ / ₈ " (396.9 mm)	15 ⁴ / ₇ " (395.3 mm)	1,852 lb (840 kg)
GNXH2	22 ¹ / ₅ " (563.9 mm)	10 ⁷ / ₁₆ " (265.1 mm)	8 ⁷ / ₈ " (225.4 mm)	556 lb (252 kg)
GNXH2.5	24" (609.6 mm)	11 ³ / ₈ " (288.9 mm)	9 ⁴ / ₅ " (249.2 mm)	768 lb (348 kg)
GNXH3	28" (711.2 mm)	13 ¹ / ₂ " (342.9 mm)	12 ³ / ₈ " (314.3 mm)	1,345 lb (610 kg)
GNXH4	34 ³ / ₈ " (873.1 mm)	15 ⁵ / ₈ " (396.9 mm)	15 ⁴ / ₇ " (395.3 mm)	1,852 lb (840 kg)

¹ All dimensions and weights approximate. Please refer to Parts Lists for precise dimensions.

Motor Size	Ø A	B	C			
			GNX(H)2	GNX(H)2.5	GNX(H)3	GNX(H)4
NEMA 140TC	7 ⁷ / ₈ "	3 ³ / ₁₆ "	16 ¹⁵ / ₁₆ "	—	—	—
NEMA 180TC	1 ¹ / ₈ "	1 ¹ / ₄ "	17 ¹ / ₄ "	18"	21 ⁵ / ₈ "	—
NEMA 210TC	1 ³ / ₈ "	5 ⁵ / ₁₆ "	18"	18 ³ / ₄ "	23 ⁷ / ₈ "	26 ¹⁵ / ₁₆ "
NEMA 250TC	1 ⁵ / ₈ "	3 ³ / ₈ "	—	20 ¹ / ₂ "	23 ⁷ / ₈ "	26 ⁵ / ₁₆ "
NEMA 280TC	1 ⁷ / ₈ "	1 ¹ / ₂ "	—	—	24 ¹ / ₂ "	26 ¹⁵ / ₁₆ "
NEMA 320TC	2 ¹ / ₈ "	1 ¹ / ₂ "	—	—	27"	29 ³ / ₈ "
IEC 100/112	28 mm	8 mm	17 ⁷ / ₈ "	18 ⁵ / ₈ "	—	—



PSG Grand Rapids
1809 Century Avenue SW
Grand Rapids, MI 49503-1530
USA

P: +1 (616) 241-1611

F: +1 (616) 241-3752

info@blackmer.com

blackmer.com



Where Innovation Flows

101-007 07/20

Authorized PSG® Partner:

Copyright 2020 PSG®, a Dover company